



Methacton School District (PA)

Staff Survey
Fall 2022



Summary

Topic Description	Results
Leadership	88% ▲ 6 since last survey
Professional Development	93% ▲ 2 since last survey
School Climate Perceptions of the overall social and learning climate of the school.	95% ▲ 3 since last survey
Technology	71% 0 since last survey

303 responses



Leadership

Your average

88%

303 responses

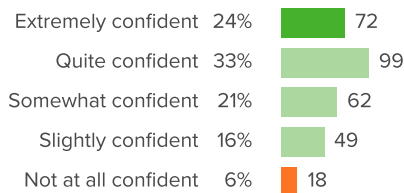
Change

▲ 6

since last survey

How did people respond?

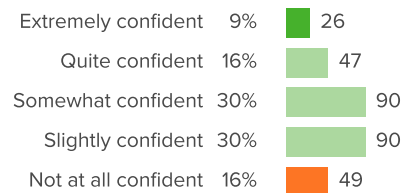
Q.1: How confident are you that your school leaders have the best interests of the school in mind?



▲ 3 from last survey

Favorable: **94%**

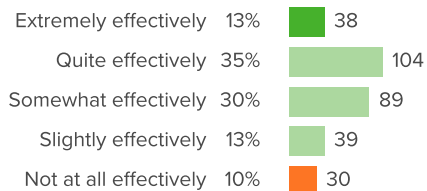
Q.2: How confident are you that your district leaders have the best interests of the school in mind?



▲ 14 from last survey

Favorable: **84%**

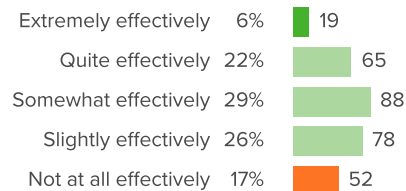
Q.3: How effectively do school leaders communicate important information to you?



▲ 1 from last survey

Favorable: **90%**

Q.4: How effectively do district leaders communicate important information to you?



▲ 6 from last survey

Favorable: **83%**



Professional Development

Your average

93%

303 responses

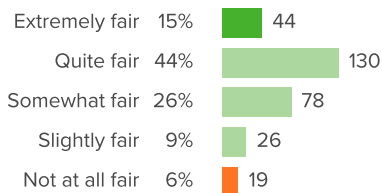
Change

▲ 2

since last survey

How did people respond?

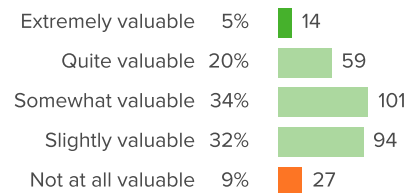
Q.1: At your school, how fair is the way staff are assessed?



▲ 1 from last survey

Favorable: **94%**

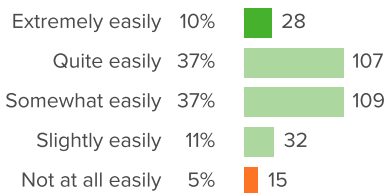
Q.2: At your school, how valuable are the available professional development opportunities?



▲ 7 from last survey

Favorable: **91%**

Q.3: When a sensitive issue of diversity arises in class, how easily can you think of strategies to address the situation?



▼ 1 from last survey

Favorable: **95%**



School Climate

Your average

95%

303 responses

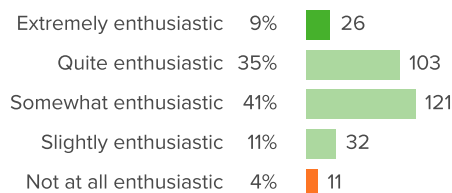
Change

▲ 3

since last survey

How did people respond?

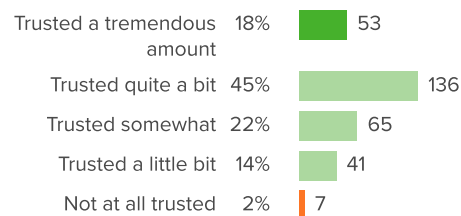
Q.1: On most days, how enthusiastic are the students about being at school?



▼ 2 from last survey

Favorable: **96%**

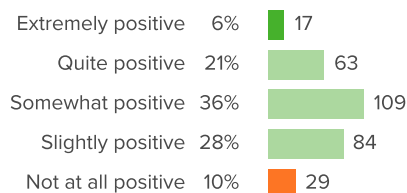
Q.2: To what extent are staff trusted to work in the way they think is best?



▲ 2 from last survey

Favorable: **98%**

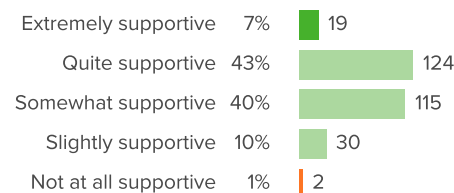
Q.3: How positive are the attitudes of your colleagues?



▲ 8 from last survey

Favorable: **90%**

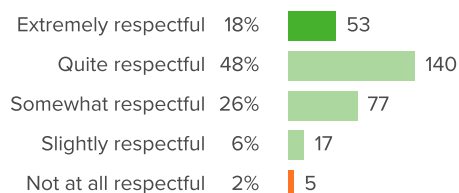
Q.4: How supportive are students in their interactions with each other?



▲ 0 from last survey

Favorable: **99%**

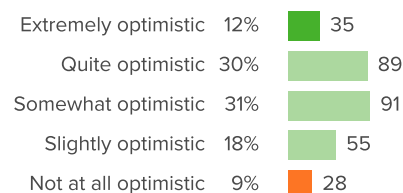
Q.5: How respectful are the relationships between staff and students?



▼ 1 from last survey

Favorable: **98%**

Q.6: How optimistic are you that your school will improve in the future?

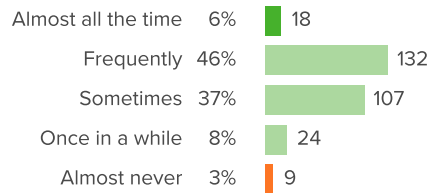


▲ 10 from last survey

Favorable: **91%**



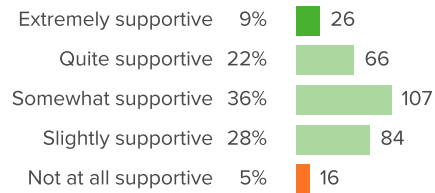
Q.7: How often do you see students helping each other without being prompted?



▼ 1 from last survey

Favorable: **97%**

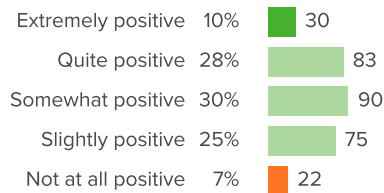
Q.8: When new initiatives are presented at your school, how supportive are your colleagues?



▲ 3 from last survey

Favorable: **95%**

Q.9: Overall, how positive is the working environment at your school?



▲ 10 from last survey

Favorable: **93%**



Technology

Your average

71%

303 responses

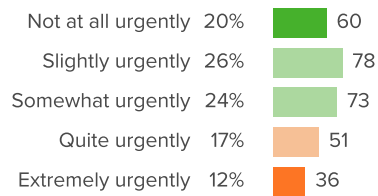
Change

0

since last survey

How did people respond?

Q.1: How urgently does your school's technology need to be updated?



▲ 0 from last survey

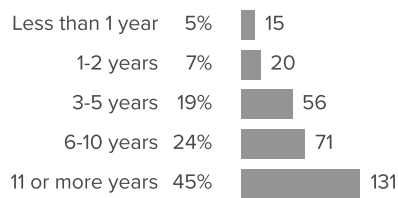
Favorable: **71%**



Background Questions

How did people respond? _____

Q.1: For how many years do you want to stay in your current profession?



Q.2: Please indicate your employee classification.

